













SEZ.	SEDE	UBICAZIONE	ELETTORI	VOTANTI											VOTI VALIDI	VOTI NON VALIDI	SOLO SINDACO	NULLE	CONT. ASSEG. E NON
					CASTELLO CAMBIA	LA SINISTRA PER CASTELLO	PARTITO DEMOCRATICO	SOCIALISTI	LA RINASCITA	LEGA NORD	FRATELLI D'ITALIA	TIFERNO INSIEME	FORZA ITALIA	MOVIMENTO 5 STELLE					
1	Capoluogo	Scuola El. Rignaldello - Viale Franchetti	1.405	384 27,33%	40 11,14%	16 4,46%	76 21,17%	94 26,18%	1	23 6,41%	21 5,85%	47 13,09%	13 3,62%	29 8,08%	359 93,49%	25 6,51%	12 3,13%	10 2,60%	1 0,26%
2	Capoluogo	Scuola Media G. Pascoli - Via Collodi	478	317 66,32%	51 17,29%	21 7,12%	68 23,05%	1	14 3,44%	26 7,55%	24 8,14%	14 4,75%	15 5,08%	29 8,08%	295 93,06%	22 6,94%	14 4,42%	6 1,89%	
3	Capoluogo	Scuola El. Nord - Via Cadibona	683	486 71,16%	40 9,28%	34 7,89%	96 22,27%	30 23,20%	6 1,39%	100 8,58%	37 6,96%	43 9,98%	20 4,64%	25 5,80%	431 88,68%	55 11,32%	25 5,14%	26 5,35%	
4	Capoluogo	Scuola Media D. Alighieri - Via della Tina	589	370 62,82%	31 9,14%	23 6,78%	85 25,07%	81 23,89%	36 1,18%	27 7,96%	20 5,90%	36 10,62%	17 5,01%	15 4,42%	339 91,62%	31 8,38%	20 5,41%	8 2,16%	
5	Capoluogo	Scuola El. Nord - Via Cadibona	825	644 78,06%	65 10,92%	31 5,21%	170 28,57%	106 17,82%	4 0,67%	68 11,43%	38 6,39%	52 8,74%	32 5,38%	29 4,87%	595 92,39%	49 7,61%	40 6,21%	7 1,09%	
6	Capoluogo	Scuola El. Nord - Via Cadibona	648	463 71,45%	34 8,08%	15 3,56%	121 28,74%	100 23,75%	2 0,48%	37 8,79%	22 5,23%	41 9,74%	20 4,75%	29 6,89%	421 90,93%	42 9,07%	23 4,97%	14 3,02%	
7	Capoluogo	Scuola Media D. Alighieri - Via della Tina	653	423 64,78%	41 10,28%	25 6,27%	67 16,79%	97 24,31%	1 0,25%	36 9,02%	53 13,28%	37 9,27%	15 3,76%	27 6,77%	399 94,33%	24 5,67%	15 3,55%	7 1,65%	
8	Capoluogo	Scuola Media D. Alighieri - Via della Tina	565	343 60,71%	33 10,22%	20 6,19%	78 24,15%	71 21,98%		27 8,36%	22 6,81%	41 12,69%	17 5,26%	14 4,33%	323 94,17%	20 5,83%	18 5,25%	2 0,58%	
9	Capoluogo	Scuola El. S. Pio X - Via Martiri della Libertà	675	447 66,22%	43 10,78%	24 6,02%	106 26,57%	99 24,81%	2 0,50%	31 7,77%	20 5,01%	29 7,27%	17 4,26%	28 7,02%	399 89,26%	48 10,74%	28 6,26%	12 2,88%	
10	Capoluogo	Scuola El. S. Pio X - Via Martiri della Libertà	826	603 73,00%	51 9,38%	22 4,04%	161 29,60%	110 20,22%	2 0,37%	66 12,13%	36 6,62%	36 6,62%	24 4,41%	36 6,62%	544 90,22%	59 9,78%	39 6,47%	17 2,82%	
11	Capoluogo	Scuola El. Tina - Via Sempione	608	442 72,70%	52 13,37%	18 4,63%	128 32,90%	62 15,94%	3 0,76%	35 9,00%	24 6,17%	22 5,66%	12 3,08%	33 8,48%	389 88,01%	53 11,99%	37 8,37%	12 2,71%	1 0,23%
12	Capoluogo	Scuola El. Rignaldello - Viale L. Franchetti	519	362 69,75%	42 12,35%	35 10,29%	61 17,94%	102 30,00%	2 0,59%	32 9,41%	18 5,29%	17 5,00%	9 2,65%	22 6,47%	340 93,92%	22 6,08%	17 4,70%	3 0,83%	
13	Lerchi	Scuola Elementare Lerchi	605	431 71,24%	31 7,87%	27 6,85%	143 36,29%	77 19,54%	3 0,76%	42 10,66%	13 3,30%	15 3,81%	11 2,79%	32 8,12%	394 91,42%	37 8,58%	22 5,10%	7 1,62%	
14	Capoluogo	Scuola El. S. Pio X - Via Martiri della Libertà	572	409 71,50%	53 14,10%	24 6,38%	82 21,81%	95 25,27%		37 9,84%	20 5,32%	27 7,18%	14 3,72%	24 6,38%	376 91,93%	33 8,07%	24 5,87%	8 1,96%	
15	Lerchi	Scuola Elementare Lerchi	689	503 73,00%	39 8,11%	29 6,03%	193 40,12%	71 14,76%	2 0,42%	80 16,63%	19 3,95%	15 3,12%	14 2,91%	19 3,95%	481 95,63%	22 4,37%	10 1,99%	8 1,59%	
16	Cerbara	Scuola Elementare Cerbara	573	423 73,82%	32 8,08%	10 2,53%	135 34,09%	71 17,93%	2 0,51%	30 7,58%	9 2,27%	35 8,84%	30 7,58%	42 10,61%	396 93,62%	27 6,38%	19 4,49%	7 1,65%	
17	Cerbara	Scuola Elementare Cerbara	750	525 70,00%	45 9,24%	20 4,11%	174 35,73%	77 15,81%	2 0,41%	42 8,62%	17 3,49%	37 7,60%	30 6,16%	43 8,83%	487 92,76%	38 7,24%	23 4,38%	12 2,29%	
18	Piosina	Ex Scuola Elementare Piosina	624	448 71,79%	17 4,02%	34 8,04%	117 27,66%	111 28,24%	5 1,18%	37 8,75%	15 3,55%	24 5,67%	10 2,36%	53 12,53%	423 94,42%	25 5,58%	18 4,02%	5 1,12%	
19	Capoluogo	Scuola El. Riosecco - Viale Lombardia	661	498 75,34%	59 12,77%	18 3,90%	102 30,74%	142 30,74%	8 1,77%	50 10,82%	18 3,90%	24 5,19%	6 1,30%	39 8,44%	462 92,77%	36 7,23%	24 4,81%	8 1,61%	
20	Badioli	Scuola Elementare Userna	642	460 71,65%	45 10,69%	17 4,04%	114 27,08%	105 24,94%	5 1,19%	46 10,93%	16 3,80%	12 4,28%	43 2,85%	43 10,21%	421 91,52%	39 8,48%	21 4,57%	14 3,04%	
21	Fiume	Scuola Elementare Userna	450	352 78,22%	23 7,28%	22 6,96%	85 27,85%	26 26,90%	2 0,63%	31 9,81%	13 4,11%	16 7,28%	13 4,11%	16 5,06%	316 89,77%	36 10,23%	18 5,11%	14 3,98%	
22	Capoluogo	Scuola El. Tina - Via Sempione	725	579 79,86%	46 8,55%	21 3,90%	190 35,32%	108 20,07%	2 0,37%	50 9,29%	44 5,39%	24 8,18%	24 4,46%	24 6,45%	538 92,92%	41 7,08%	27 4,66%	10 1,73%	
23	Capoluogo	Scuola El. Nord - Via Cadibona	679	533 78,50%	40 8,06%	19 3,83%	138 27,82%	114 22,98%	4 0,81%	55 11,09%	32 5,04%	25 6,45%	19 3,83%	50 10,08%	496 93,06%	37 6,94%	16 3,00%	19 3,56%	
24	Cerbara	Scuola Elementare Cerbara	544	404 74,26%	29 7,44%	17 4,44%	117 30,00%	61 15,64%	5 1,28%	27 10,77%	25 6,41%	20 6,92%	35 5,13%	35 8,97%	390 96,53%	14 3,47%	10 2,48%	2 0,50%	
25	Capoluogo	Scuola Media D. Alighieri - Via della Tina	570	403 70,70%	26 6,90%	15 3,98%	96 25,46%	68 18,04%	3 0,80%	71 18,83%	24 6,37%	19 8,22%	19 5,04%	24 6,37%	377 93,55%	26 6,45%	12 2,98%	13 3,23%	
26	Capoluogo	Scuola El. Tina - Via Sempione	501	356 71,06%	33 10,38%	20 6,29%	88 27,67%	63 19,81%	2 0,63%	42 13,21%	18 5,66%	17 5,35%	19 5,97%	16 5,03%	318 89,33%	38 10,67%	20 5,62%	17 4,78%	
27	S. Martin d'Upò	Scuola Media G. Pascoli - Via Collodi	513	371 72,32%	12 3,46%	27 7,78%	88 25,36%	112 32,28%	4 1,15%	24 6,92%	22 2,88%	16 7,78%	16 4,61%	27 7,78%	347 93,53%	24 6,47%	17 4,58%	7 1,89%	
28	Capoluogo	Scuola El. Tina - Via Sempione	596	458 76,85%	43 10,26%	25 5,97%	91 21,72%	98 23,39%	2 0,48%	39 9,31%	33 7,88%	22 8,83%	22 5,25%	29 6,92%	419 91,48%	39 8,52%	23 5,02%	9 1,97%	
29	Santa Lucia	Scuola Media G. Pascoli - Via Collodi	506	376 74,31%	23 6,52%	14 3,97%	106 30,03%	114 32,29%	2 0,57%	28 7,93%	13 3,68%	9 5,10%	9 2,55%	26 7,37%	353 93,88%	23 6,12%	15 3,99%	6 1,60%	
30	San Secondo	Scuola Elementare San Secondo	595	438 73,61%	34 8,74%	16 4,11%	148 38,05%	68 17,48%	3 0,77%	41 10,54%	16 4,11%	24 6,17%	16 4,11%	23 5,91%	389 88,81%	49 11,19%	18 4,11%	26 5,94%	
31	San Secondo	Scuola Elementare San Secondo	736	582 79,08%	38 6,97%	14 2,57%	197 36,15%	97 17,80%	5 0,92%	77 14,13%	20 3,67%	41 7,52%	15 2,75%	41 7,52%	545 93,64%	37 6,36%	9 1,55%	25 4,30%	
32	San Maiano	Scuola Elementare Promano	283	192 67,84%	5 2,82%	4 2,26%	57 32,20%	39 22,03%		38 21,47%	4 2,26%	11 6,21%	6 3,39%	13 7,34%	177 92,19%	15 7,81%	9 4,69%	5 2,60%	
33	Cornetto	Scuola Elementare Promano	684	530 77,49%	43 8,63%	6 1,20%	206 41,37%	77 15,46%		69 13,86%	33 6,63%	19 3,82%	9 1,81%	36 7,23%	498 93,96%	32 6,04%	22 4,15%	4 0,75%	
34	Capoluogo	Scuola Media D. Alighieri - Via della Tina	618	473 76,54%	40 9,17%	34 7,80%	113 25,92%	97 22,25%	9 2,06%	42 9,63%	26 5,96%	24 5,50%	17 3,90%	34 7,80%	436 92,18%	37 7,82%	21 4,44%	14 2,96%	
35	Promano	Scuola Elementare Promano	832	607 72,96%	26 4,52%	8 1,39%	199 34,61%	140 24,35%	1 0,17%	77 13,39%	34 5,91%	41 7,13%	17 2,96%	32 5,57%	575 94,73%	32 5,27%	12 1,98%	13 2,14%	
36	Trestina	Scuola Media A. Burri - Via Lambruschini	580	385 66,38%	3 0,85%	8 2,25%	115 32,39%	65 18,31%	2 0,56%	60 16,90%	16 4,51%	48 13,52%	15 4,23%	23 6,48%	355 92,21%	30 7,79%	20 5,19%	7 1,82%	
37	Capoluogo	Scuola El. Nord - Via Cadibona	704	520 73,86%	53 10,79%	30 6,11%	111 22,61%	139 28,31%	1 0,20%	64 13,03%	29 5,91%	29 5,91%	15 3,05%	20 4,07%	491 94,42%	29 5,58%	18 3,46%	8 1,54%	
38	Capoluogo	Scuola Media G. Pascoli - Via Collodi	851	637 74,85%	55 9,60%	24 4,19%	148 25,83%	163 28,45%	1 0,17%	60 10,47%	28 4,89%	36 6,28%	26 4,54%	32 5,58%	573 89,95%	64 10,05%	40 6,28%	23 3,61%	
39	Badia Petroia	Scuola Elementare Badia Petroia	503	374 74,35%	6 1,70%	11 3,12%	122 34,56%	50 14,16%		88 24,93%	32 9,07%	18 5,10%	12 3,40%	14 3,97%	353 94,39%	21 5,61%	9 2,41%	11 2,94%	
40	Morra	Scuola Elementare Morra	369	275 74,53%	4 1,50%		166 62,17%	37 13,86%		30 11,24%	18 6,74%	3 1,12%	5 1,87%	4 1,50%	267 97,09%	8 2,91%	4 1,45%	3 1,09%	
41	Capoluogo	Scuola Media D. Alighieri - Via della Tina	678	500 73,75%	66 14,47%	16 3,51%	130 28,51%	83 18,20%	8 1,75%	41 8,99%	31 6,80%	33 7,24%	25 5,48%	23 5,04%	456 91,20%	44 8,80%	23 4,60%	15 3,00%	
42	Volterrano	Ex Scuola Materna Volterrano	278	182 65,47%	4 1,38%	2 0,69%	87 51,79%	11 6,55%	1 0,60%	35 20,83%	19 11,31%	2 1,19%	4 2,98%	4 2,98%	168 92,31%	14 7,69%	10 5,49%	3 1,65%	
43	Petrelle	Scuola Materna Petrelle	224	167 74,55%	6 3,75%	1 0,63%	45 28,13%	38 23,75%		47 29,38%	5 3,13%	5 3,13%	5 4,38%	6 3,75%	160 95,81%	7 4,19%	5 2,99%	2 1,20%	
44	Lugnano																		

